

France – typical vehicle  
 Technical data sheet  
 September 2009

**WEIGHTS**

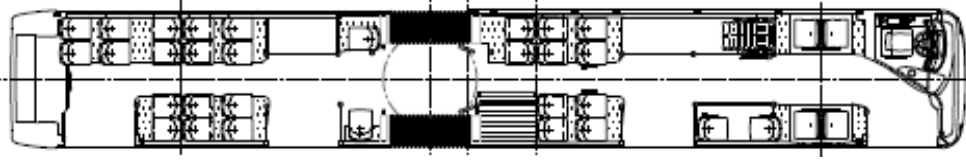
Gross kerb weight.....according to equipment  
 G.V.W max. permitted weight.....29 100 kg  
     on front axle..... 7 245 kg  
     on middle axle.....11 500 kg  
     on rear axle.....13 000 kg

**DIMENSIONS**

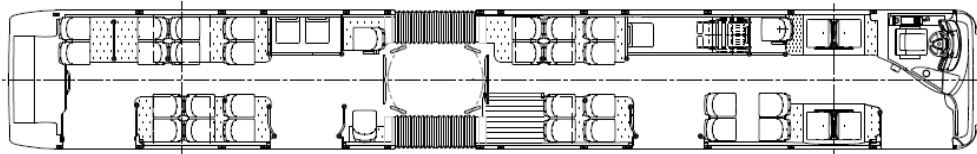
Overall length..... 17.950 m  
 Front/rear overhang.....2.715/3.205 m  
 Front/rear wheelbase.....5.355/6.675 m  
 Overall width.....2.550 m  
 Total height, full load..... 2 880 m  
 Inside headroom  
     front section..... 2 384 m  
     rear section.....2 262 m  
 1<sup>st</sup> step-height  
     Door Nr1.....0.320 m  
     Door Nr2, 3 & 4 .....0.330 m  
 Width of front/centre/rear doors.....1.200 m  
 Floor height (in central section) .....0.340 m  
 Ground clearance, under skirt.....0.300 m  
 Front/rear tracking.....2.087 m/1.869 m  
 Curbe to curbe turning radius.....10.247 m  
 Wall to wall turning radius.....11,750 m  
 Angle of attack/escape.....7°/7°

*Access*  
**BUS GX 427**

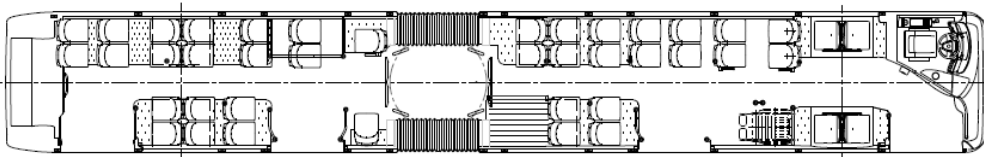
4 door-version



34 seats + driver + 120 standees + 1 Wheelchair

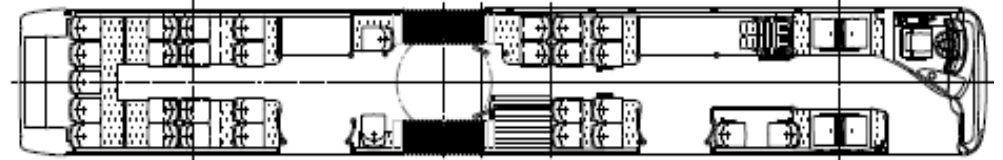


35 seats + driver + 130 standees + 3 jump seats + 1 Wheelchair

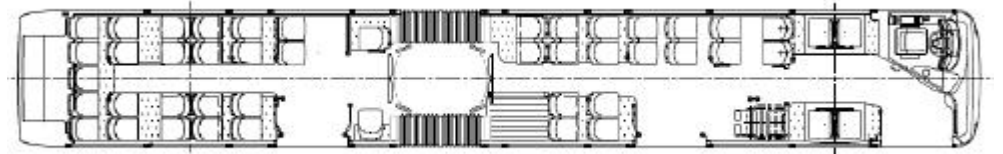


42 seats + driver + 120 standees + Wheelchair

3 door-version



35 seats + driver + 110 standees + 1 Wheelchair



47 seats + driver + 113 standees + Wheelchair

For alternative layouts, please contact us.

## CHASSIS AND STRUCTURE

Self-supporting integral structure. Irisbus CS.S type steel chassis protected by electro-cataphoresis. Body structure consisting in 8 panels made of welded stainless steel sections and sheet panels. Assembling of the 8 panels to the chassis by bolting. 12mm thick plywood floor, protected by phenolic resin on both sides and wax-based resin on ground side.

### OPTIONS :

. Fire detector in engine compartment.	. Fire detector and extinguisher in engine compartment.
--	---

## PAINT & DECORATION

Exterior paint : polyurethane lacquer finish (white, RAL 9010), without customising.

### OPTIONS :

. Custom finish	. Lettering and adhesives
-----------------	---------------------------

## EXTERIOR EQUIPMENT

Left and right rear-view mirrors. Integrated flag holders. Wheel nut guards on front wheels.

### OPTIONS :

. Self de-frosting rear-view mirrors . Side and rear advertising frames . Fender skirt	. Motor driven and self de-frosting rear-view mirrors controlled from driving position . Front and rear wheel caps . Wheels faired . Roof coating
--	--

## EXTERIOR TRIM

Composite front and rear ends, roof and side panels. Bonded assembly. Gravel resistant wheel arches. Composite front and rear bumpers in 3 parts.

## GLAZING

TSA tinted panoramic laminated glass windscreen bonded on front face. Tinted curved rear window. Bonded side windows : right-hand side : 8 fixed single-panel windows and 1 tilting window / left-hand side : 8 fixed single panel windows, 3 tilting windows. Driver's window : sliding type in front part. TSA tinted glass all around.

### OPTIONS :

. Heat-reflecting windscreen . Sliding type side windows . Lower windows on platform	. Heat-reflecting side windows . Right-hand side : 2 tilting window, left-hand side : 6 tilting windows.
--	---

## ACCESS AND DOORS

3 inward swing doors. 2-leaf doors are air-driven. Both leaves of front door are double glazed. Parallelogram opening of the engine compartment cowl. Brakes applied by opening of the 2<sup>nd</sup>,

3<sup>rd</sup> door. Manual access ramp on the central door. Buzzer on doors.

### OPTIONS :

. 4 door version Floor mounted BIRCHER step-on sensors doors 1, 3 & 4 . Safety by photo-cells on doors . Passenger counting system on LCD screen Motor-driven access doors	. Brakes applied by opening of the front door . Electrical access ramp . 2 <sup>nd</sup> &/or 3rd sliding doors . Door opening by passenger . Self service . Front door 2 leaves independent opening
--	---

## INTERIOR TRIM

High wear resistant floor covering up to plinths top. Laminated roof and side panels. Thermo-formed wheel arches. Polyester ceiling arches.

## DRIVER'S COMPARTMENT

Adjustable steering wheel (height and angle). Air-suspended driver's seat with adjustment control on right-hand side. VDV instrument panel with warning lamps and control display panel. Pivoting door, wall behind the driver with a glazed upper part. Interior rear-view mirrors. Left front and side hand-actuated roll sunvisor. Driver's individual light and luggage box.

## INTERIOR FINISHES

Front destination indicator with full opening door. TSA tinted glazed partitions on doors. 8 loudspeakers. « Emergency exit » hammers. Fire extinguisher location close to the driving position. 8 « stop requested » push buttons with acoustic warning. « wheelchair » space with padding and sensitive « stop requested » push button with acoustic warning.

### OPTIONS :

. Padding on platform . Additional « stop requested » push buttons . Video surveillance	. Fire extinguisher . Interior information frames . First-aid box (empty). . Driver loudspeaker.
---	---

## HEATING - COOLING

Front heating/de-frosting unit used for driver's compartment, air from outside or re-circulated air. 4-speed control (power : 17 500 W). 2 passenger heaters (forced air, 8 140 W) with 2 speeds controlled from the dashboard. 4 air extracting fans t. Insulated roof.

### OPTIONS :

. Roof hatches (hand-actuated or motor-driven) . Passenger and driver's compartment air conditioning . Driver's compartment air conditioning	. Additional heater in passenger compartment . Autonomous heater . Glazed roof Lumi'Bus ®.
--	--

## SEATS LAYOUTS

Seat layouts according to the number of doors. 4 seats dedicated to people with reduced mobility. Epoxy stanchions and handrails. Grey epoxy-painted seat legs.

### OPTIONS :

. Multi-branch stanchion on central platform . Stainless steel stanchions and handrails.	. For passenger seats options (anti-vandalism upholstered, or other seat models etc) please contact us
---	--

## DESTINATION AND INFORMATION EQUIPMENT

Preparation for front, rear or lateral destination indicator. 1-off illuminated « stop requested » sign box at the front. Preparation for illuminated strip display behind the driver. Preparation for acoustic and visual information.

### OPTIONS :

. Line stops map (single or double sided) near the ceiling . Lateral destination indicators. . Acoustic and visual information of destination	. Additional illuminated « stop requested » sign boxes . Line number display . Front destination indicator
---	--

## ELECTRICAL EQUIPMENT

24 V nominal voltage. 2-off 12 V 225 Ah maintenance-free batteries mounted on a sliding tray located in an outside compartment at the left-hand side behind the articulation. Battery loading and engine start FENWICK socket. 2-off 140+80 Ah alternators. Thermal circuit-brakers. Front lights : parking lights, dipped headlights, driving lights hinge fitted and turning lights. Rear lights : parking lights, stop lights, fog lights, reverse lights and turning lights. Marker lights visible from the driver's compartment thanks to exterior rear-view mirrors. 3 speed electrical windscreen wipers with intermittent speed. Windscreen washer with wiper mounted nozzles. Passenger compartment lighted by fluorescent overhead lights (staggered lighting possible). Door step lighting at door opening. Lighting of driver's compartment, paying position. Engine compartment lighting. Electricity-saving system for intensive use whilst engine is off. Electrical cabinet located in the lower section of the wall behind the driver's seat and front left roof panel in trailer. Multi-function warning buzzer. Diagnosis system on board (1<sup>st</sup> level).

### OPTIONS :

. Front fog lights . flashing/stop indicators on the top of rear end. . Inside atmosphere lightings. . 3 <sup>rd</sup> stop light	. Complete radio equipment . Monitoring gong for pedestrian zone . Average fuel consumption on dashboard
--	--

